

# TRAVELLER

SCHOOL BUS



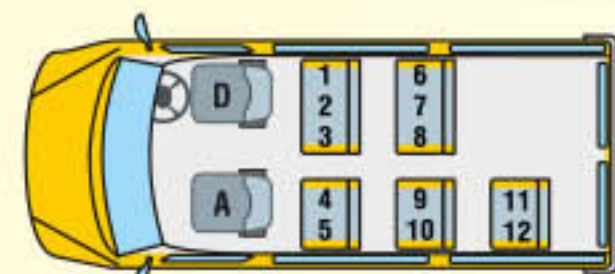
## INDIA'S FAVOURITE TRAVELLER SCHOOL BUS RANGE

MODELS AVAILABLE FROM  
15 to 53 SEATER





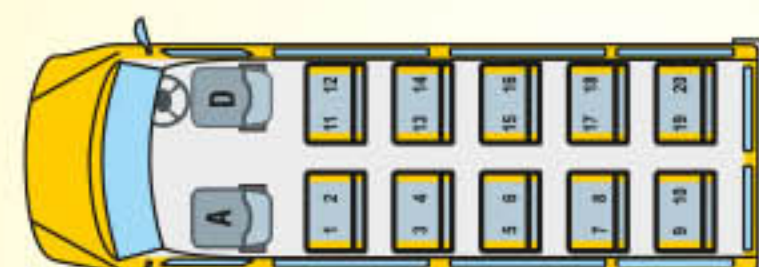
### Force Motors 12 - 53 Seater School Bus Range...



12+A+D  
(3050 WB)



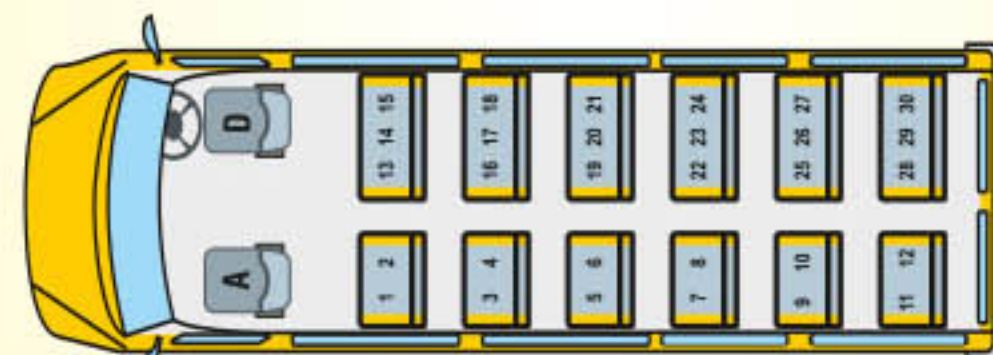
16+A+D  
(3350 WB)



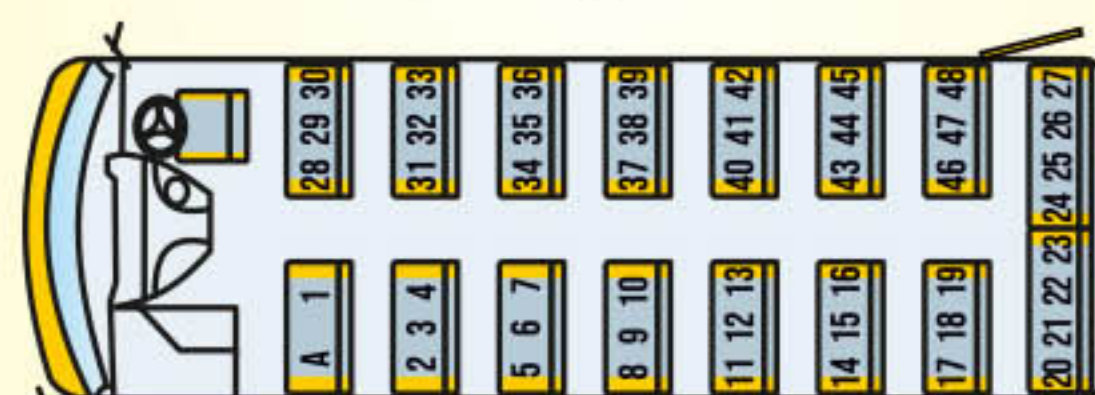
20+A+D  
(3700 WB)



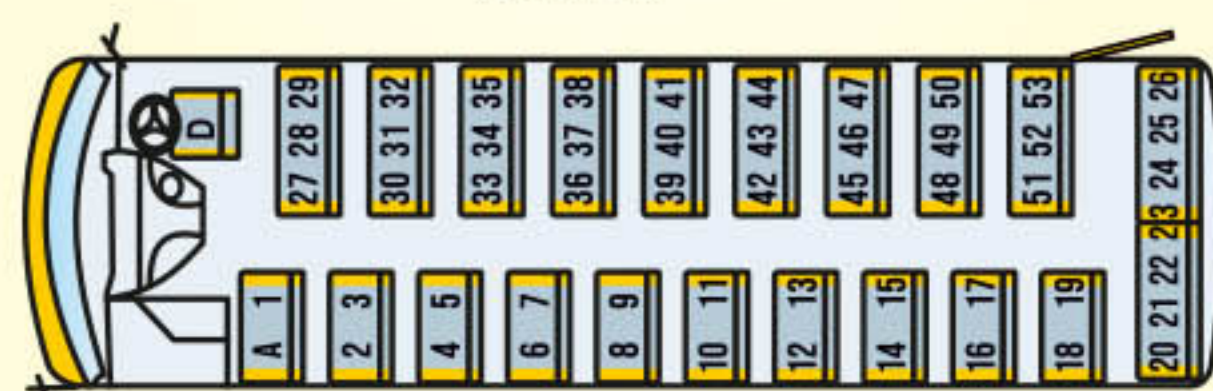
24+A+D  
(4020 WB)



30+A+D  
(4020 WB)



48+A+D  
(4020 WB)



53+A+D  
(5200 WB)

## TECHNICAL SPECIFICATIONS

	T1 3050 WB	T1 3350 WB	T1 3700 WB	T1 4020 WB	T2 3350 WB	T2 4020 WB	T3 4020 Monobus	T3 5200 Monobus
<b>ENGINE</b>	FM 2.6 CR ED							
Type	4 Cyl. Common Rail, DI TCIC							
Bore x Stroke (mm)	90.9x100							
Displacement (cc)	2596							
Max. Engine output	85kW (114 hp) @ 2950 rpm							
Max. Torque	350Nm @ 1400-2200 rpm							
<b>GEAR BOX</b>								
Make & Model	G32-5				G35-5			
Type	Manual, Synchromesh							
No. of gears	5 Forward +1 Reverse							
<b>BODY</b>	Monocoque Construction							
<b>SUSPENSION</b>								
Front & Rear	Semi elliptical				Parabolic Leaf Spring			
Anti roll bar	Front - Yes Rear-Optional				Front-Yes, Rear-Yes			
Shock absorbers	Hydraulic telescopic double acting at front and rear							
<b>BRAKE</b>								
Type	Dual circuit, hydraulic, vacuum assisted ABS with EBD and ESP (for T2)						Dual circuit, hydraulic, Hydraulic assisted (Unibooster) with ABS, EBD and ESP	
Auto Slack Adjuster					Yes			
Front					Disc			
Rear	Drum		Disc		Drum		Disc	
Parking Brake	Mechanical acting on rear wheel (on propeller shaft for 4020 WB)						Mechanical acting Propeller shaft	Mechanical acting on Transmission
<b>FUEL TANK CAPACITY</b>	70 ltrs						120 ltrs	
<b>DIMENSIONS (mm)</b>								
Wheel base	3050	3350	3700	4020	3350	4020	4020	5200
Overall width	1900			2225		2385		2400
Overall length	5135	5615	6265	6966	5615	6970	8430	9910
Overall height	2550		2670		2670/2870		2910 (W/o AC)	
Min. Ground clearance	200			180		185		
<b>WEIGHTS (Kg)</b>								
Maximum GVW	3675	3965	4300	4675	4125	5900	7805	8800
<b>SEATING CAPACITY</b>	12+A+D (3x2) 15+A+D (3x2)	12+A+D (2x1) 13+A+D (2x1) 16+A+D (2x2)	16+A+D(2x1) 20+A+D(2x2)	19+A+D(2x1) 24+A+D(2x2)	20+A+D(3x2)	24+A+D(2x2) 30+A+D(3x2)	29/32/34+A+D (2x2) 41+A+D (3x2) 43+A+D(3x2) 48+A+D(3x3)	40+A+D(2x2) 42+A+D(2x2) 51+A+D(3x2) 53+A+D(3x2)

- All models are also available in Shell.

## FORCE MOTORS LIMITED

CIN L34102PN1958PLC011172

Mumbai - Pune Road, Akurdi, Pune 411 035. INDIA

www.forcemotors.com | Toll Free: 1800 2335 000

**NOTE** : On account of continuous Research and Development, specifications are subject to change. The data included herein is to be regarded as approximate. Accessories shown may not necessarily be part of standard equipment.



Authorised Dealer :

A-0000-382-21-639/052023/10000