

TRAVELLER AMBULANCE



India's Most Trusted Ambulance

Fully Factory Built Ambulance Range | Complies with National Ambulance Code



NEW MORE
POWERFUL ENGINE



SUPERIOR
PERFORMANCE



TOP CLASS
SAFETY



EXCELLENT
RELIABILITY



FORCE
06
FREE SERVICES
3 YEARS/3 LAKH KM*
UNMATCHED WARRANTY



*T&C Apply

SALIENT FEATURES

The first sixty minutes after a traumatic injury is very critical and is known as the **Golden Hour**. The likelihood of survival of a patient is highest if treatment starts within the golden hour and this is where Traveller Ambulances comes into play.

Powered by Mercedes derived engines offering best in class power and torque, the Traveller Ambulances reach the site first and help save precious lives. The sturdy rigid front axle, highest ground clearance and rear wheel drive enables Traveller to negotiate even the roughest rural roads effortlessly.

Force Motors is the only company with in-house capability to manufacture all three types of Ambulance range complying with the National Ambulance Code. On account of its proven performance, reliability and durability Traveller is not only India's most trusted Ambulance but also the market leader.

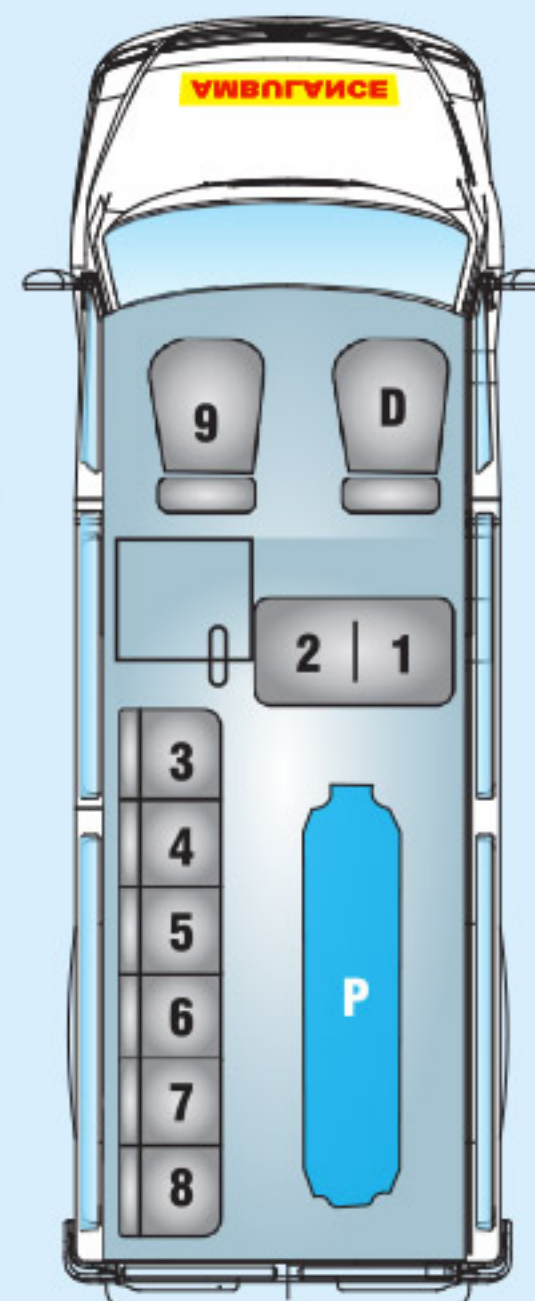


TECHNICAL SPECIFICATIONS

ENGINE	: FM 2.6 CR ED	STEERING		DIMENSIONS (mm.)	
Type	: 4 Cylinder Common Rail, DI TCIC	Type	: Power Steering	Wheel Base	: 3350
Displacement	: 2596 cc	Brakes	: Hydraulic, dual circuit, vacuum assisted ABS with EBD	Overall Length	: 5615
Max. Output	: 85 kW (114 hp) @ 2950 rpm	BRAKES		Overall Width	: 1900
Max. Torque	: 350 Nm @ 1400 - 2200 rpm	Front	: Disc	Overall Height	: 2550
TRANSMISSION		Rear	: Drum	Ground Clearance	: 200
Type	: G32-5, Synchromesh	Parking Brake	: Mechanical on rear wheels	WEIGHTS (kg.)	
No. of Gears	: 5 Forward & 1 Reverse	WHEELS & TYRES		Max GVW	: 4150
AXLES		Tyre Type	: Radial with Tube / Tubeless (4+1 Nos.)	Turning Radius	: 6.5 M
Front	: Dead Rigid, I-Beam & Reverse Elliot Type	Tyre Size	: 215/75 R 15	Fuel Tank Capacity	: 70 Litres
Rear	: Live Rigid			SEATING CAPACITY	
SUSPENSION				Type B, C & D	: 9+P+D
Front	: Semi Elliptical Leaf Springs with Hydraulic Shock Absorber & Anti Roll Bar.				
Rear	: Semi Elliptical Leaf Springs with Hydraulic Shock Absorbers				

PATIENT TRANSPORT AMBULANCE (B - Type)

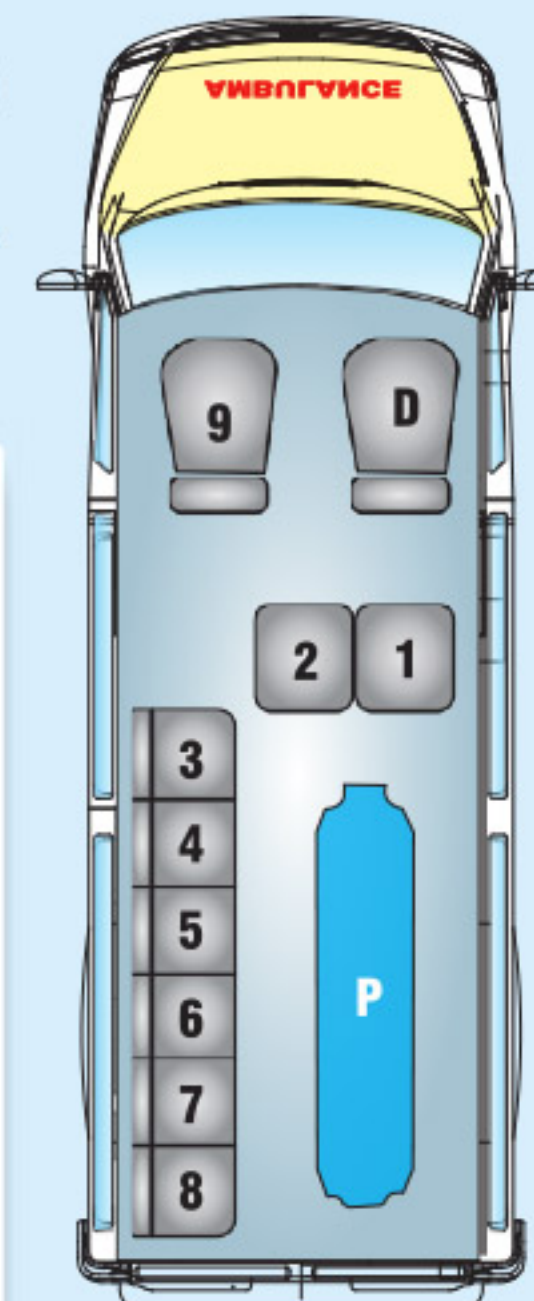
The purpose of the Patient Transport Ambulance is movement of non-critical patients who do not require any treatment while in transit. Roomy Interiors, full standing height of 1.8 m and ample seating space for attendants ensure safe and comfortable ride to the hospital.



BASIC LIFE SUPPORT AMBULANCE (C - Type)

For movement of patients requiring basic monitoring / non-invasive airway management.

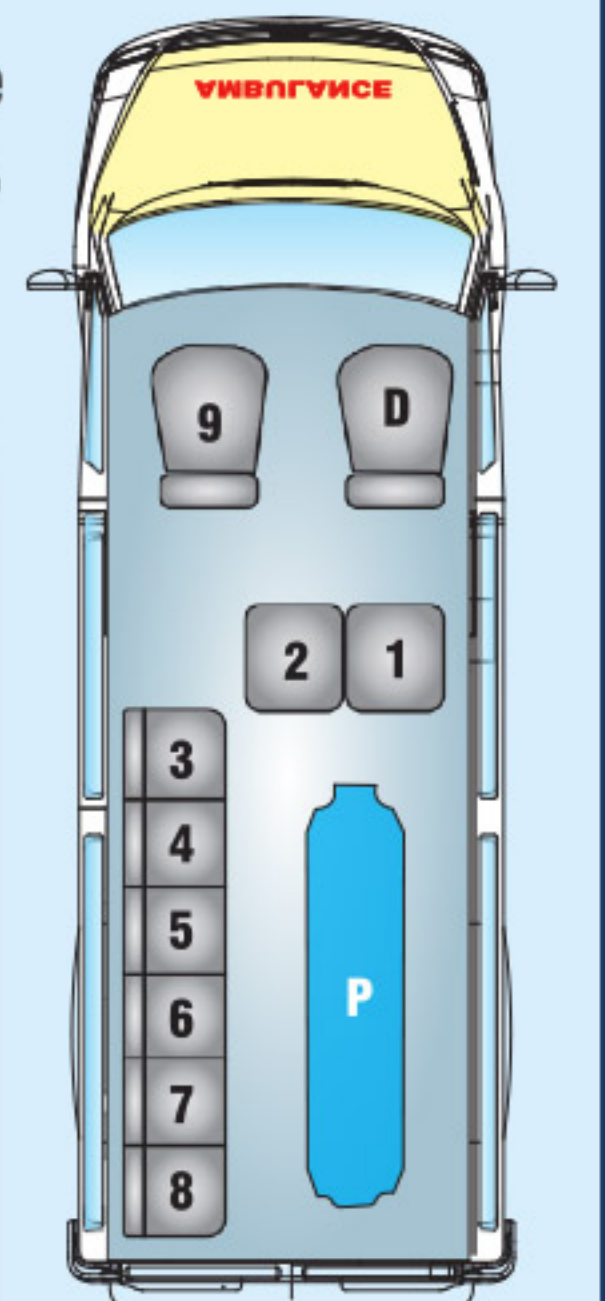
The Basic Life Support Ambulance has provision to mount life-saving equipment like Defibrillator, Ventilator, Suction Pump, and Oxygen Delivery System including provision to keep cylinders.



ADVANCED LIFE SUPPORT AMBULANCE (D - Type)

For movement of critical patients requiring intensive monitoring / invasive airway management.

The Advanced Life Support Ambulance has the following additional features viz., Scoop Stretcher, Spine Board and Wheel Chair.



FORCE MOTORS LIMITED

CIN L34102PN1958PLC011172

Mumbai - Pune Road, Akurdi, Pune 411 035. INDIA

www.forcemotors.com | Toll Free: 1800 2335 000

NOTE : On account of continuous Research and Development, specifications are subject to change. The data included herein is to be regarded as approximate. Accessories shown may not necessarily be part of standard equipment.



Scan to view film

Authorised Dealer :